

Ramapo College of New Jersey

2024 Spring Enrollment Report

OFFICE OF INSTITUTIONAL RESEARCH
MARCH 2024

**ENROLLMENT REPORT
SPRING 2024**

Page

TABLE OF CONTENTS

SECTION 1: OVERALL ENROLLMENT

SECTION 2: ENROLLMENT OF NEW AND TRANSFER STUDENTS

DU[Y

G97H-CB''57589A=7

%

%

%

%



Table 16.0 (continued)
ENROLLMENT OF FIRST GENERATION UNDERGRADUATES BY RACE/ETHNICITY AND SEX

Table 16.0 (continued)
ENROLLMENT OF FIRST GENERATION UNDERGRADUATES BY RACE/ETHNICITY AND SEX

Section 2: ENROLLMENT OF NEW AND TRANSFER STUDENTS

**TABLE 20.0
NEW FIRST-TIME STUDENTS BY CLASS**

**TABLE 21.0
NEW FIRST-TIME STUDENTS BY SCHOOL**

**TABLE 22.0
NEW FIRST-TIME STUDENTS BY SEX**

**TABLE 23.0
NEW FIRST-TIME STUDENTS BY RACE/ETHNICITY: HISPANIC STUDENTS**

TABLE 24.0

**TABLE 30.0
NEW TRANSFER STUDENTS FROM NJ PUBLIC SENIOR COLLEGES**

**TABLE 31.0
NEW TRANSFER STUDENTS BY CREDITS TRANSFERRED AND SEX**

TABLE 32.0 (continued)
NEW TRANSFER STUDENTS BY MAJOR

Section 3: ACADEMIC

TABLE 33.0
ENROLLMENT BY MAJOR1 AND MAJOR2





TABLE 33.0 (continued)
ENROLLMENT BY MAJOR1 AND MAJOR2

TABLE 34.0 (continued)
ENROLLMENT BY SCHOOL, MINOR1, AND MINOR2

TABLE 34.0 (continued)
ENROLLMENT BY SCHOOL, MINOR1, AND MINOR2

EN

TABLE 34.0 (continued)

**TABLE 35.0
UNDERGRADUATES MINOR BY ATTENDANCE STATUS**

TABLE 35.0 (continued)
UNDERGRADUATES MINOR BY ATTENDANCE STATUS




TABLE 38.0 (continued)
UNDERGRADUATES BY SCHOOL, MAJOR, ATTENDANCE STATUS, AND CLASS

TABLE 39.0 (continued)
UNDERGRADUATES BY SCHOOL, MAJOR, RACE/ETHNICITY, AND SEX

TABLE 40.0
UNDERGRADUATES BY SCHOOL, MAJOR, CONCENTRATION, RACE/ETHNICITY, AND GENDER

TABLE 46.0
PRIMARY MAJOR, RACE/ETHNICITY, AND SEX OF GRADUATE STUDENTS

|

TABLE 48.0
PRIMARY MAJOR, RACE/ETHNICITY, AND ATTENDANCE STATUS OF GRADUATE STUDENTS

Section 4: CAMPUS HOUSING

TABLE 51.0
CAMPUS HOUSING BY TYPE OF RESIDENCE

TABLE 54.0
CAMPUS HOUSING BY RACE/ETHNICITY
