

# Lit Circle Notes: Introduction

Name

Date

## Group Members

- 1.
- 2.
- 3.
- 4.
- 5.
- 6.

## Deadline

You must finish this book and all related assignments by: Wednesday, June 6th.

## Assessment

You will be assessed according to:

- the quality of your contributions to your lit circle discussion
- the extent to which you keep up with your responsibilities to your group
- the quality of your ideas on your Lit Circle Notes
- the quality of your group's discussion

## Assignments

Your group must:

- assign itself the reading for each night, pacing yourselves so you get it done by June 6th.
- hold each member accountable for work, contributions to discussion, and respectful participation
- rotate the assigned roles so that each night someone has a different responsibility; when you complete one cycle through the group, begin again as you think appropriate, rotating jobs daily.

## Schedule


Here is the schedule for each week:

- Monday
  - LC (Lit Circles)
  - Groups meet
- Tuesday
  - LC (Lit Circles)
  - Read and roles
- Wednesday
  - LC (Lit Circles)
  - Groups meet
- Thursday
  - LC (Lit Circles)
  - Read and Roles
- Friday
  - LC (Lit Circles)
  - Groups meet

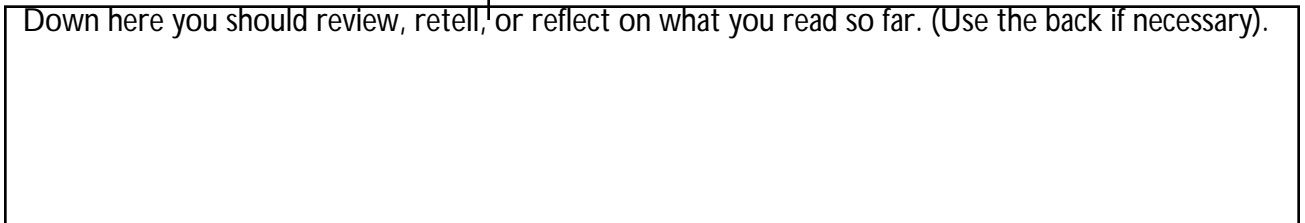
**Source:** I must credit Harvey Daniels with the idea of Lit Circles. Though I have taken small liberties with the ideas and roles, and created my own Lit Circle Notes pages, the core ideas and technique are his, not mine. To learn more, read Harvey Daniels's book *Literature Circles: Voice and Choice in the Student-Centered Classroom* (Stenhouse 1994)



# Lit Circle Notes: Exemplars and Reminders



Down here you should review, retell, or reflect on what you read so far. (Use the back if necessary).






# Lit Circle Notes: Illustrator

Name

Date



Lined writing area consisting of 20 horizontal lines.



drawing(relats to thesatoy?1824 lg1seu3egroup, -ggquencel 3ea.5the b9lvheuen10ns)TjM did.4 12chooQee to drawito theway.4 1









